PUBLIC REPORT PROMTPRESS

Channel audit DLYA OBSHCHEGO VREDA

@dlyaobshegovreda

Classic work Dlyaobshegovreda.ru

SUBSCRIBERS	ERR (% SEE POSTS)	REACH/POST
20 393	43.0%	8.7K
+158 per month	per day 0.0%	ad reach 0/24h

CONTENTS · 2026

What's inside the report

01 **Channel snapshot**
12 key metrics · AI summary

02 **Content analysis**
Top-5 posts · worst 3 · takeaways

03 **Subscriber dynamics**
Yearly chart · growth

04 **Citation rate**
Who mentions the channel and how

05 **Ad potential**
How long a post generates reach

06 **Competitors**
Niche neighbors · your spot

07 **Mention dynamics**
6 months · monthly

08 **Niche comparison**
Rank in «Fashion & Beauty»

09 **Strategy**
5 priority actions

SECTION 01 · CHANNEL SNAPSHOT

Key channel metrics

Each card is a separate channel health indicator. The subtitle below the number shows the period it covers.

SUBSCRIBERS **20 393** —	SUBS REACH **42.43%** avg % subs see post	VIEWS/POST **8.7K** median 8.7K · —	POSTS/WEEK **1.0** over period
7D TREND **—** no data for period	REACTS/POST **65.0** only 65 reactions, 5 reposts, 0 comments	POST LENGTH **135 chars** median 135 · —	POSTS ANALYZED **1** —
AD REACH **0** 24h avg	CHURN / MONTH **+158** last month	CITATION RATE **42** citation index · 79 channels mentioned all time	CHANNEL AGE **2 years 2 months** created 01.05.2024

AI EDITOR SUMMARY

Channel «DLYA OBSHCHEGO VREDA» — 20 393 subs. Each post averages 8.7K people (42% from subs), wide reach for a channel this size. Publishes 1 posts per week (~0 per day) — rare posts.

SECTION 02 · CONTENT ANALYSIS

What works best

Top posts by engagement & underperformers — to see what to repeat and what to drop.

WHAT SUCCESSFUL POSTS HAVE IN COMMON

01 Analysis based on **1** posts for —.

02 Dominant format — **Text** (1/1 posts).

03 Avg post length — **135** chars (median 135).

04 Peak audience activity — **Thursday**, 22:00 MSK.

05 Top posts get **0x** more views than the weakest (2.9K avg for top vs 8.7K for worst) — among 1 posts over —. Analyze what top posts share: topic, format, timing.

TOP 1 POSTS

№1 16.07 · 19:33 TEXT

🗝 "For Common Harm" and 🗝 "Bohemia Leningrad" Maybe someday. 🗝 🗝

VIEWS	REACTS
8 653	65
REPOSTS	**ER**
5	42.4%

WORST 1

↓ 16.07 · 19:33 TEXT

🗝 "For Common Harm" and 🗝 "Bohemia Leningrad" Maybe someday. 🗝 🗝

VIEWS	REACTS
8 653	65
REPOSTS	**ER**
5	42.4%

SECTION 03 · SUBSCRIBER DYNAMICS

How the channel grew over the year

Subscriber growth chart for the year. Key months show exact subscriber count. See which months the channel gained or lost subs.

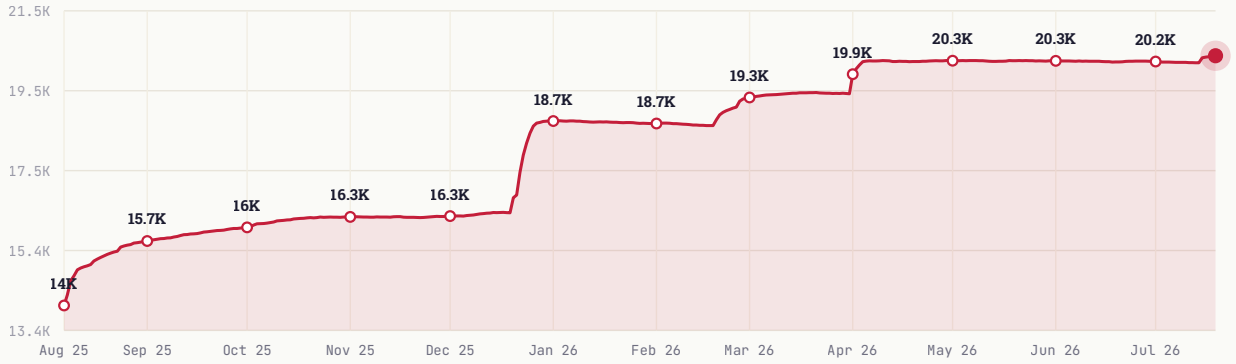

PERIOD START	NOW	NET GROWTH
14 038	20 392	+6 354

SECTION 04 · MENTIONS

Who mentions the channel and how

Citation index **42** — channel popularity rating based on mentions. Considers not only count but also weight of mentioners: a post from a 100K subs channel weighs more than from a 1K subs channel. All-time channel mentions: **79** different channels.

COUNTRIES MENTIONING YOU

Russia	93.5%
Ukraine	0.0%
Belarus	0.0%
Uzbekistan	0.0%
Iran	0.0%

MENTION FORMATS

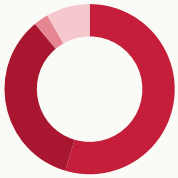

Mentioned in a separate post	54.6%
In collections with 2-5 channels	34.3%
In collections with 6-10 channels	2.8%
In collections with 11+ channels	8.3%
In suspicious channels (bots)	0.0%

SIZE OF CHANNELS MENTIONING YOU

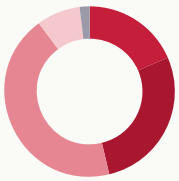

Micro-channels (up to 1K)	18.5%
1K to 10K subs	27.8%
10K to 30K subs	43.5%
30K to 100K subs	8.3%
over 100K subs	1.9%

MENTION TOPICS

Fashion & Beauty	58.3%
Games	11.1%
Blogs	8.3%
Music	6.5%
Marketing, PR, advertising	1.9%

SECTION 05 · AD POTENTIAL

How long a post generates reach

Avg ad post reach over time since publication. Helps gauge how long a placement stays relevant.

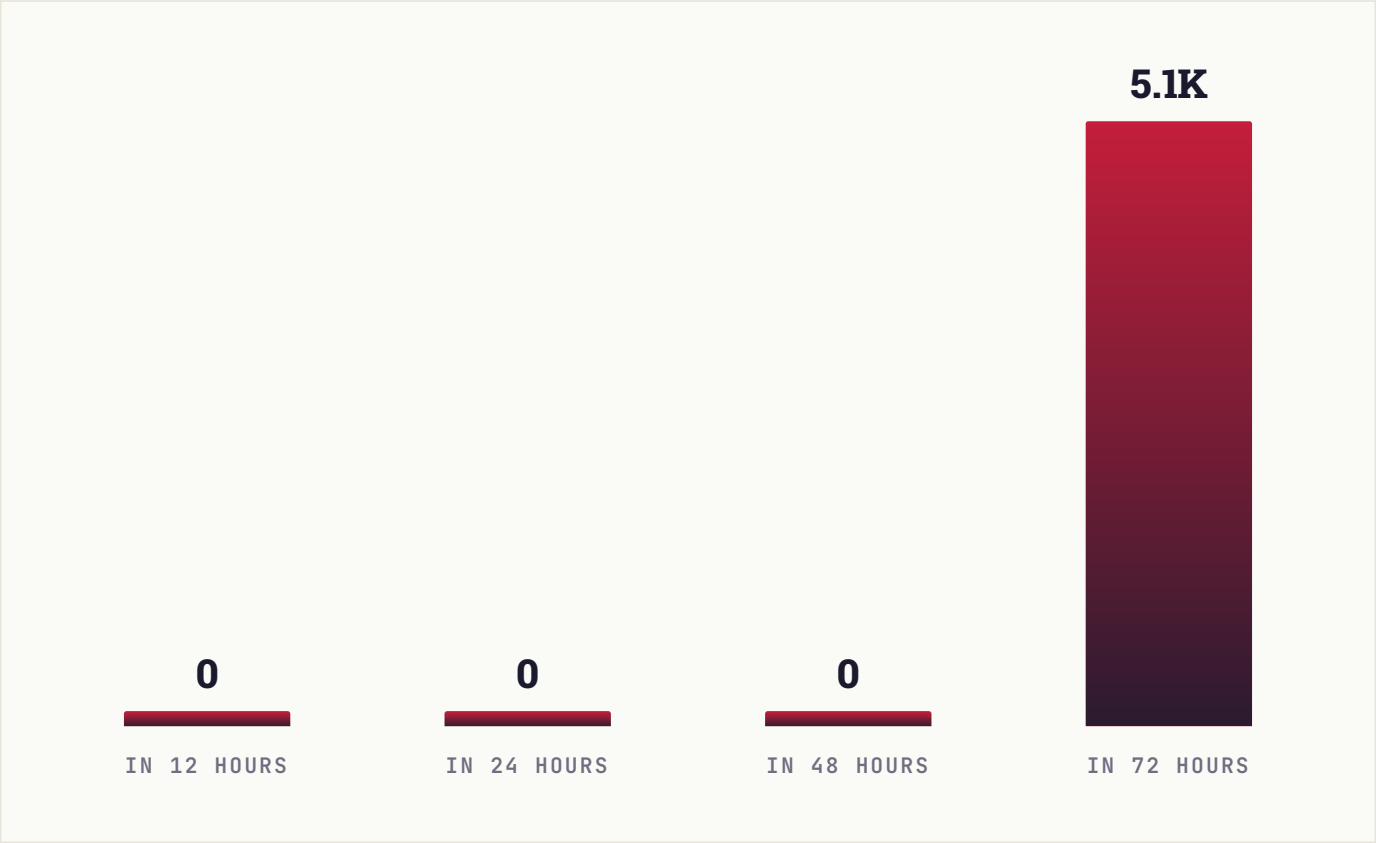

SECTION 06 · COMPETITORS

Who you compete with

11 nearest channels by topic & audience. Your channel is highlighted — see its rank among niche peers.

CHANNEL	SUBSCRIBERS
ZY Zolotoe Yabloko	1M
PC Pandabuy CnFans MuleBuy ACBuy Hacco Find🔎🐼	790.3K
NN Found on Wildberries	633.3K
MI MIXIT.RU	624.7K
M| Manicure | Nails	572K
NN Finds on Wildberries / WB	533.2K
EM Elena Mixit	518K
GD Face gymnastics	472.4K
PM Fashion | Trends	436K
PS Prime Savers	428.8K
BEFORE DLYA OBSHCHEGO VREDA YOU	20.4K

COMPARATIVE CONCLUSION

Channel not yet outside niche top-97 — early growth stage. Niche leader — **Zolotoe Yabloko** (1M), median top-97: 189.3K. First goal: enter top-97 through systematic traffic & content work.

SECTION 07 · MENTION TRENDS

How often the channel is mentioned

Every month we track posts in other channels that mention yours. Over the last **6 months** such mentions were **61**, they brought **4 803** new subs.

PERIOD	MENTIONS	CHANNELS	BROUGHT SUBS
January 2026	3	2	**25**
December 2025	24	14	**2 443**
Nov 2025	0	0	**65**
Oct 2025	2	2	**294**
Sep 2025	3	3	**350**
August 2025	29	18	**1 626**

TOTAL MENTIONS	MONTHS OF DATA	ACQUIRED SUBS
61	**6**	**4 803**

SECTION 08 · NICHE COMPARISON

Where your channel ranks in its league

Took top-**100** channels in category "**Fashion & Beauty**» (Russia) and compared your channel. Gray band = range for 80% of niche channels (p10 to p90). Black vertical = median. Red dot = your channel.

SUBSCRIBERS

89% below median

66.8K — **20 393** — your channel — 558.4K

AVG REACH / POST

40% below median

40 — **8 653** — your channel — 103.2K

CITATION INDEX

32% below median

0 — **42** — your channel — 1.9K

SECTION 09 · STRATEGY

What to do right now

5 priority actions ranked by expected impact. Check off and revisit this report in a month.

01 Increase posting frequency

Now 1.0 posts/week. Active channels average 7-10. Consistency is key to retention.

EFFECT

Consistency beats volume

02 Top post of the week — Thursday

Audience most active on this day at 22:00 MSK.

EFFECT

Best window for important posts

03 Increase share of video posts

Video in Telegram retains audience longer and is algorithm-friendly. Recommend increasing share to 15-25%.

EFFECT

Video retains audience better

04 Systematic traffic buying

Three formats for your media: **Inhouse** (premium channels), **Native** (native integrations), **Premium** (target audience). PromtPress finds sources for your niche.

EFFECT

+1000-3000 subs

05 Test polls & interactive formats

Posts with polls/reactions usually boost ER by 5-15%. One poll per week on a hot topic is an easy growth lever.

EFFECT

+5-15% ER

★ WHAT'S NEXT

Want this done by PromtPress?

This audit is what we can do in minutes using public data. To go further — run ads through us and hit your growth plan in a month.

01 **Launch Telegram ads** https://panel.promtpress.com/register

02 **Contact manager** t.me/PromtPress_manager

© 2026 · HELLO@PROMTPRESS.COM